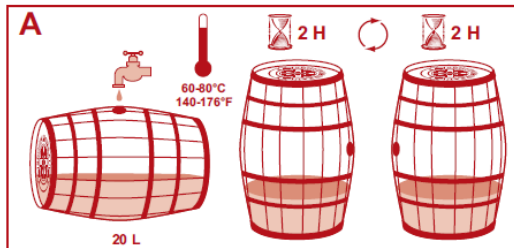


## HOW TO USE A NEW BARREL

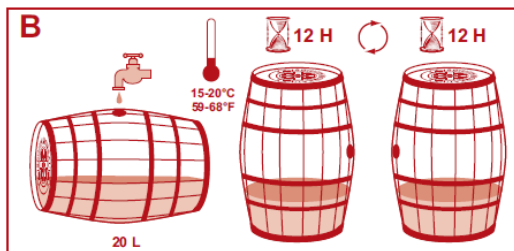
### IMMEDIATE USE AFTER RECEPTION

#### A/1<sup>ST</sup> METHOD:



- 1) Fill the barrel with 20 litres of hot water and replace the bung.
- 2) Store the barrel vertically, on one head for 2 hours.
- 3) Turn the barrel onto the other head and leave for 2 hours.
- 4) Empty the barrel, rinse with clean water and allow to drain.

#### B/ 2<sup>nd</sup> METHOD:



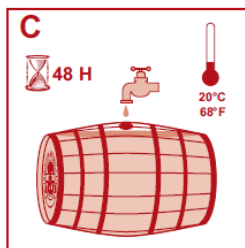
- 1) Fill the barrel with 20 litres of cold water and replace the bung.
- 2) Store the barrel vertically, on its head for 12 hours.
- 3) Turn the barrel onto the other head, and leave for 12 hours.
- 4) Empty the barrel, rinse with clean water and allow to drain.

### RECOMMENDATIONS FOR STORING NEW BARRELS PRIOR TO USE

Leave the barrel in the plastic film.  
Store the barrel in an area with high relative humidity (>75%),  
in a clean area and protected from draughts.

### USE AFTER MORE THAN 1 MONTH STORAGE.

(Recommended method after long time shipping)



- 1) Fill the barrel with cold water, and cover the bung hole.
- 2) Leave the barrel full for 48 hours.
- 3) Empty the barrel
- 4) Rinse with clean water and allow to drain.

NB – CHLORINATED WATER SHOULD NOT BE USED